



## CERTIFICATE OF ANALYSIS

**REPORTED TO** Claude Labine (Cherryville Water Stewards)

-  
-, - -

**SITE INFO**

**CARO WO#** 25L1480

**RECEIVED / TEMP  
REPORTED**

2025-12-10 14:30 / 14.4°C  
2025-12-17

**Introduction:**

CARO Analytical Services is a testing laboratory full of smart, engaged scientists driven to make the world a safer and healthier place. Through our clients' projects we become an essential element for a better world. We employ methods conducted in accordance with recognized professional standards using accepted testing methodologies and quality control efforts. CARO is accredited by the Canadian Association for Laboratories Accreditation (CALA) to ISO/IEC 17025:2017 for specific tests listed in the scope of accreditation approved by CALA.

**Big Picture Sidekicks**



You know that the sample you collected after snowshoeing to site, digging 5 meters, and racing to get it on a plane so you can submit it to the lab for time sensitive results needed to make important and expensive decisions (whew) is VERY important. We know that too.

**We've Got Chemistry**



It's simple. We figure the more you enjoy working with our fun and engaged team members; the more likely you are to give us continued opportunities to support you.

**Ahead of the Curve**



Through research, regulation knowledge, and instrumentation, we are your analytical centre for the technical knowledge you need, BEFORE you need it, so you can stay up to date and in the know.

**Report Highlights:**

The results in this report apply to the samples analyzed in accordance with your submission.

By engaging our services, you are agreeing to CARO Analytical Service's Standard Terms and Conditions outlined here: <https://www.caro.ca/terms-conditions>


**Laboratory Recommendations:**

For assistance reading your report, please visit <https://www.caro.ca/wp-content/uploads/2020/07/How-to-read-your-report-1.pdf>  
For information about bacteria in water results, please visit <https://www.caro.ca/you-need-to-know-about-bacteria-in-water-analytical-report/>

If you have any additional questions or concerns, please contact me at [nonebunne@caro.ca](mailto:nonebunne@caro.ca).

**Authorized By:**

Nkem Onebunne  
Account Manager



## TEST RESULTS

**REPORTED TO** Claude Labine (Cherryville Water Stewards)  
**CARO WO#** 25L1480

**REPORTED** 2025-12-17

Parameter	Result	RL	Units	Analyzed	Note
-----------	--------	----	-------	----------	------

**Sample Name: Cherry Creek @ Shuswap River | Matrix: Water | Sampled: 2025-12-10 11:20**

FILT,  
PRES

**Anions**

Nitrate (as N)	< 0.010	0.010	mg/L	2025-12-11	
----------------	---------	-------	------	------------	--

**General Parameters**

Ammonia, Total (as N)	<b>0.052</b>	0.050	mg/L	2025-12-11	
Conductivity (EC)	<b>256</b>	2.0	µS/cm	2025-12-12	
pH	<b>7.35</b>	0.10	pH units	2025-12-12	HT2
Phosphorus, Total Dissolved	< 0.0050	0.0050	mg/L	2025-12-15	
Solids, Total Dissolved	<b>154</b>	15	mg/L	2025-12-15	
Turbidity	<b>0.92</b>	0.10	NTU	2025-12-11	

**Microbiological Parameters**

E. coli (Q-Tray)	<b>14</b>	1	MPN/100 mL	2025-12-11	
------------------	-----------	---	------------	------------	--

**Sample Name: 1/2 mile creek/Spring | Matrix: Drinking Water | Sampled: 2025-12-10 12:24**

FILT,  
PRES

**Anions**

Nitrate (as N)	< 0.010	0.010	mg/L	2025-12-11	
----------------	---------	-------	------	------------	--

**General Parameters**

Ammonia, Total (as N)	< 0.050	0.050	mg/L	2025-12-11	
Conductivity (EC)	<b>423</b>	2.0	µS/cm	2025-12-12	
pH	<b>8.05</b>	0.10	pH units	2025-12-12	HT2
Phosphorus, Total Dissolved	<b>0.0052</b>	0.0050	mg/L	2025-12-15	
Solids, Total Dissolved	<b>257</b>	15	mg/L	2025-12-15	
Turbidity	<b>0.21</b>	0.10	NTU	2025-12-11	

**Microbiological Parameters**

E. coli	< 1	1	CFU/100 mL	2025-12-11	
---------	-----	---	------------	------------	--

**Sample Name: Shuswap River @BC HydroSite | Matrix: Water | Sampled: 2025-12-10 12:47**

FILT,  
PRES


**Anions**

Nitrate (as N)	< 0.010	0.010	mg/L	2025-12-11	
----------------	---------	-------	------	------------	--

**General Parameters**

Ammonia, Total (as N)	< 0.050	0.050	mg/L	2025-12-11	
Conductivity (EC)	<b>112</b>	2.0	µS/cm	2025-12-12	
pH	<b>7.88</b>	0.10	pH units	2025-12-12	HT2
Phosphorus, Total Dissolved	<b>0.0054</b>	0.0050	mg/L	2025-12-15	
Solids, Total Dissolved	<b>59</b>	15	mg/L	2025-12-15	
Turbidity	<b>0.47</b>	0.10	NTU	2025-12-11	

**Microbiological Parameters**



## TEST RESULTS


**REPORTED TO** Claude Labine (Cherryville Water Stewards)  
**CARO WO#** 25L1480

**REPORTED** 2025-12-17

Parameter	Result	RL	Units	Analyzed	Note
<b>Sample Name: Shuswap River @BC HydroSite   Matrix: Water   Sampled: 2025-12-10 12:47, Continued</b>					FILT, PRES
<i>Microbiological Parameters, Continued</i>					
E. coli (Q-Tray)	2	1	MPN/100 mL	2025-12-11	

**Note Descriptions:**

- FILT The sample has been filtered for PDP in the laboratory. Results may not reflect conditions at the time of sampling.
- HT2 The 15 minute recommended holding time (from sampling to analysis) has been exceeded - field analysis is recommended.
- PRES Sample has been preserved for PDP, NH3 in the laboratory and the holding time has been extended.



## APPENDIX 1: SUPPORTING INFORMATION

**REPORTED TO** Claude Labine (Cherryville Water Stewards)  
**CARO WO#** 25L1480


**REPORTED** 2025-12-17

Analysis Description	Method Ref.	Technique	Accredited	Location
Ammonia, Total in Water	SM 4500-NH3 G* (2021)	Automated Colorimetry (Phenate)	✓	Kelowna
Anions in Water	SM 4110 B (2020)	Ion Chromatography	✓	Kelowna
Conductivity in Water	SM 2510 B (2021)	Conductivity Meter	✓	Kelowna
E. coli in Water	SM 9222* (2015)	Membrane Filtration / Chromocult Agar	✓	Kelowna
E. coli in Water	SM 9223 (2016)	Quanti-Tray / Enzyme Substrate Endo Agar	✓	Kelowna
pH in Water	SM 4500-H+ B (2021)	Electrometry	✓	Kelowna
Phosphorus, Total Dissolved in Water	SM 4500-P B.5* (2011) / SM 4500-P F (2021)	Persulfate Digestion / Automated Colorimetry (Ascorbic Acid)	✓	Kelowna
Solids, Total Dissolved in Water	Solids in Water, Filtered / SM 2540 C* (2020)	Solids in Water, Filtered / Gravimetry (Dried at 103-105C)	✓	Kelowna
Turbidity in Water	SM 2130 B (2020)	Nephelometry	✓	Kelowna

*Note: An asterisk in the Method Reference indicates that the CARO method has been modified from the reference method*

### Glossary:

RL	Reporting Limit (default)
<	Less than the specified Reporting Limit (RL) - the actual RL may be higher than the default RL due to various factors
CFU/100 mL	Colony Forming Units per 100 millilitres
mg/L	Milligrams per litre
MPN/100 mL	Most Probable Number per 100 millilitres
NTU	Nephelometric Turbidity Units
pH units	pH < 7 = acidic, pH > 7 = basic
µS/cm	Microsiemens per centimetre
SM	Standard Methods for the Examination of Water and Wastewater, American Public Health Association



## APPENDIX 1: SUPPORTING INFORMATION

**REPORTED TO** Claude Labine (Cherryville Water Stewards)  
**CARO WO#** 25L1480

**REPORTED** 2025-12-17

**General Comments:**

For assistance reading your report, please visit

<https://www.caro.ca/wp-content/uploads/2020/07/How-to-read-your-report-1.pdf>


For information about bacteria in water results, please visit

<https://www.caro.ca/you-need-to-know-about-bacteria-in-water-analytical-report/>

The results in this report apply to samples received by CARO and analyzed in accordance with the Chain of Custody document. This analytical report must be reproduced in its entirety and must not be modified. CARO is not responsible for losses or damages resulting directly or indirectly from errors or omissions in the conduct of the testing. Any liability is limited to the cost of analysis. CARO will dispose of all samples within 30 days of sample receipt, unless otherwise agreed .

Results in **Bold** indicate values that are above CARO's method reporting limits. Results in **red** indicate values above the regulatory limits where these have been included. Any Bold and/or highlighted results do not take into account method uncertainty. If you would like method uncertainty or regulatory limits to be included on your report, please contact your Account Manager: [nonebunne@caro.ca](mailto:nonebunne@caro.ca)

*Regulatory limits are added to test reports on request and are as a convenience only. While CARO makes every effort to ensure accuracy of regulatory limits, CARO assumes no liability for the use of this information. It remains the client's responsibility to ensure that regulatory limits are correct for their circumstances.*



## APPENDIX 2: QUALITY CONTROL RESULTS

**REPORTED TO** Claude Labine (Cherryville Water Stewards)  
**CARO WO#** 25L1480

**REPORTED** 2025-12-17

The following section displays the quality control (QC) data that is associated with your sample data. Groups of samples are prepared in "batches" and analyzed in conjunction with QC samples that ensure your data is of the highest quality. Common QC types include:

- **Method Blank (Blk):** A blank sample that undergoes sample processing identical to that carried out for the test samples. Method blank results are used to assess contamination from the laboratory environment and reagents.
- **Duplicate (Dup):** An additional or second portion of a randomly selected sample in the analytical run carried through the entire analytical process. Duplicates provide a measure of the analytical method's precision (reproducibility).
- **Blank Spike (BS):** A sample of known concentration which undergoes processing identical to that carried out for test samples, also referred to as a laboratory control sample (LCS). Blank spikes provide a measure of the analytical method's accuracy.
- **Matrix Spike (MS):** A second aliquot of sample is fortified with a known concentration of target analytes and carried through the entire analytical process. Matrix spikes evaluate potential matrix effects that may affect the analyte recovery.
- **Reference Material (SRM):** A homogenous material of similar matrix to the samples, certified for the parameter(s) listed. Reference Materials ensure that the analytical process is adequate to achieve acceptable recoveries of the parameter(s) tested.

Each QC type is analyzed at a 5-10% frequency, i.e. one blank/duplicate/spike for every 10-20 samples. For all types of QC, the specified recovery (% Rec) and relative percent difference (RPD) limits are derived from long-term method performance averages and/or prescribed by the reference method.

Analyte	Result	MRL Units	Spike Level	Source Result	% REC	REC Limit	% RPD	RPD Limit	Notes
<b>Anions, Batch B5L2767</b>									
<b>Blank (B5L2767-BLK1)</b>			Prepared: 2025-12-11, Analyzed: 2025-12-11						
Nitrate (as N)	< 0.010	0.010 mg/L							
<b>LCS (B5L2767-BS1)</b>			Prepared: 2025-12-11, Analyzed: 2025-12-11						
Nitrate (as N)	4.12	0.010 mg/L	4.00		103	90-110			
<b>General Parameters, Batch B5L2809</b>									
<b>Blank (B5L2809-BLK1)</b>			Prepared: 2025-12-11, Analyzed: 2025-12-11						
Turbidity	< 0.10	0.10 NTU							
<b>LCS (B5L2809-BS1)</b>			Prepared: 2025-12-11, Analyzed: 2025-12-11						
Turbidity	150	0.10 NTU	151		99	90-110			
<b>General Parameters, Batch B5L2817</b>									
<b>Blank (B5L2817-BLK1)</b>			Prepared: 2025-12-11, Analyzed: 2025-12-11						
Ammonia, Total (as N)	< 0.050	0.050 mg/L							
<b>Blank (B5L2817-BLK2)</b>			Prepared: 2025-12-11, Analyzed: 2025-12-11						
Ammonia, Total (as N)	< 0.050	0.050 mg/L							
<b>LCS (B5L2817-BS1)</b>			Prepared: 2025-12-11, Analyzed: 2025-12-11						
Ammonia, Total (as N)	1.03	0.050 mg/L	1.00		103	85-115			
<b>LCS (B5L2817-BS2)</b>			Prepared: 2025-12-11, Analyzed: 2025-12-11						
Ammonia, Total (as N)	1.03	0.050 mg/L	1.00		103	85-115			
<b>General Parameters, Batch B5L2931</b>									
<b>Blank (B5L2931-BLK1)</b>			Prepared: 2025-12-12, Analyzed: 2025-12-12						
Conductivity (EC)	< 2.0	2.0 µS/cm							
<b>Blank (B5L2931-BLK2)</b>			Prepared: 2025-12-12, Analyzed: 2025-12-12						
Conductivity (EC)	< 2.0	2.0 µS/cm							




## APPENDIX 2: QUALITY CONTROL RESULTS

**REPORTED TO** Claude Labine (Cherryville Water Stewards)  
**CARO WO#** 25L1480

**REPORTED** 2025-12-17

Analyte	Result	MRL Units	Spike Level	Source Result	% REC	REC Limit	% RPD	RPD Limit	Notes
<b>General Parameters, Batch B5L2931, Continued</b>									
<b>LCS (B5L2931-BS2)</b>			Prepared: 2025-12-12, Analyzed: 2025-12-12						
Conductivity (EC)	1420	2.0 µS/cm	1410		100	95-105			
<b>LCS (B5L2931-BS4)</b>			Prepared: 2025-12-12, Analyzed: 2025-12-12						
Conductivity (EC)	1420	2.0 µS/cm	1410		100	95-105			
<b>Reference (B5L2931-SRM1)</b>			Prepared: 2025-12-12, Analyzed: 2025-12-12						
pH	7.01	0.10 pH units	7.01		100	98-102			
<b>Reference (B5L2931-SRM2)</b>			Prepared: 2025-12-12, Analyzed: 2025-12-12						
pH	7.01	0.10 pH units	7.01		100	98-102			
<b>General Parameters, Batch B5L3118</b>									
<b>Blank (B5L3118-BLK1)</b>			Prepared: 2025-12-15, Analyzed: 2025-12-15						
Phosphorus, Total Dissolved	< 0.0050	0.0050 mg/L							
<b>Blank (B5L3118-BLK3)</b>			Prepared: 2025-12-15, Analyzed: 2025-12-15						
Phosphorus, Total Dissolved	< 0.0050	0.0050 mg/L							
<b>LCS (B5L3118-BS1)</b>			Prepared: 2025-12-15, Analyzed: 2025-12-15						
Phosphorus, Total Dissolved	0.0945	0.0050 mg/L	0.100		94	85-115			
<b>LCS (B5L3118-BS3)</b>			Prepared: 2025-12-15, Analyzed: 2025-12-15						
Phosphorus, Total Dissolved	0.0954	0.0050 mg/L	0.100		95	85-115			
<b>Duplicate (B5L3118-DUP3)</b>			<b>Source: 25L1480-03</b>		Prepared: 2025-12-15, Analyzed: 2025-12-15				
Phosphorus, Total Dissolved	0.0067	0.0050 mg/L		0.0054					15
<b>Matrix Spike (B5L3118-MS3)</b>			<b>Source: 25L1480-03</b>		Prepared: 2025-12-15, Analyzed: 2025-12-15				
Phosphorus, Total Dissolved	0.0078	0.0050 mg/L	0.102	0.0054	2	70-125			
<b>General Parameters, Batch B5L3143</b>									
<b>Blank (B5L3143-BLK1)</b>			Prepared: 2025-12-15, Analyzed: 2025-12-15						
Solids, Total Dissolved	< 15	15 mg/L							
<b>LCS (B5L3143-BS1)</b>			Prepared: 2025-12-15, Analyzed: 2025-12-15						
Solids, Total Dissolved	231	15 mg/L	240		96	85-115			
<b>Microbiological Parameters, Batch B5L2805</b>									
<b>Blank (B5L2805-BLK1)</b>			Prepared: 2025-12-11, Analyzed: 2025-12-11						
E. coli	< 1	1 CFU/100 mL							
<b>Blank (B5L2805-BLK2)</b>			Prepared: 2025-12-11, Analyzed: 2025-12-11						
E. coli	< 1	1 CFU/100 mL							
<b>Blank (B5L2805-BLK3)</b>			Prepared: 2025-12-11, Analyzed: 2025-12-11						
E. coli	< 1	1 CFU/100 mL							
<b>Blank (B5L2805-BLK4)</b>			Prepared: 2025-12-11, Analyzed: 2025-12-11						
E. coli	< 1	1 CFU/100 mL							
<b>Blank (B5L2805-BLK5)</b>			Prepared: 2025-12-11, Analyzed: 2025-12-11						
E. coli	< 1	1 CFU/100 mL							



## APPENDIX 2: QUALITY CONTROL RESULTS

**REPORTED TO** Claude Labine (Cherryville Water Stewards)  
**CARO WO#** 25L1480

**REPORTED** 2025-12-17

Analyte	Result	MRL Units	Spike Level	Source Result	% REC	REC Limit	% RPD	RPD Limit	Notes
<b>Microbiological Parameters, Batch B5L2812</b>									
<b>Blank (B5L2812-BLK1)</b>					Prepared: 2025-12-11, Analyzed: 2025-12-11				
E. coli (Q-Tray)	< 1	1 MPN/100 mL							
<b>Blank (B5L2812-BLK2)</b>					Prepared: 2025-12-11, Analyzed: 2025-12-11				
E. coli (Q-Tray)	< 1	1 MPN/100 mL							